



# Notte

È la storia più lunga e più avvincente quella della collezione Notte, fin da subito eletta ad icona dello stile Prandina. Da sempre valorizzato da una vasta scelta di finiture e dimensioni, il suo design trova perfettamente spazio in qualsiasi ambiente. Alla gamma di sospensioni si affiancano ora anche le versioni da tavolo e da terra. La preziosità dei diffusori in vetro soffiato e le finiture ricercate caratterizzano questa collezione senza tradire la sobrietà di forme e concetto.

The Notte collection is our longest and most exciting production, immediately chosen as the icon of Prandina's style. Always enhanced by a vast choice of finishes and sizes, its design finds the perfect space in any environment. Both a table and floor version have now been added to the range of suspensions lamps. The preciousness of the blown glass diffusers and the refined finishes characterize this collection without betraying the sobriety of shapes and the concept.

Designer: **Mengotti/Prandina**




**Watch a video**  
Notte suspension lamp  
is one of the most...








**Notte**

Tutte le nostre lampade a sospensione prevedono la possibilità di essere decentrate rispetto al punto di collegamento all'impianto elettrico. Attraverso un pratico accessorio è possibile posizionare la lampada nel punto desiderato, adattandosi con facilità a condizioni preesistenti e dando soluzione ad eventuali problemi di spazio.

All our pendant lamps can be decentralized with respect to the connection point to the electrical system. By using a practical accessory, it is possible to position the lamp in the desired point, easily adapting to pre-existing conditions and solving any space problem.



La natura artigianale della lavorazione e decorazione del vetro soffiato dà vita a prodotti dalle caratteristiche uniche, con parametri di peso e spessore che possono differire leggermente da un pezzo all'altro. Ogni nostra lampada a sospensione, realizzata in vetro soffiato, viene regolata manualmente dai nostri esperti affinché questa risulti perfettamente dritta e bilanciata una volta installata.

The artisanal nature of the processing and decoration of blown glass gives life to products with unique characteristics, with weight and thickness parameters that may differ slightly from one piece to another. Each of our pendant lamps, made of blown glass, is manually adjusted by our experts so that it looks perfectly straight and balanced once installed.



**Notte** | Technical data

La lampada a sospensione Notte è disponibile in sei finiture. La bellezza del diffusore in vetro soffiato è messa in risalto dalle raffinate tecniche di decorazione. La versione in vetro bianco opalino è un classico intramontabile, particolarmente apprezzata perché si adatta facilmente ad ogni ambiente, garantendo al contempo una diffusione della luce ottimale.

Notte suspension is available in six finishes. The beauty of the blown glass diffuser is enhanced by refined decoration techniques. The opal white version is a timeless classic, particularly appreciated because it easily matches every environment, ensuring a great light diffusion as well.





**Notte T1**

Versione da tavolo con finitura bianco opalino  
Table version with opal white finish


## Notte F1

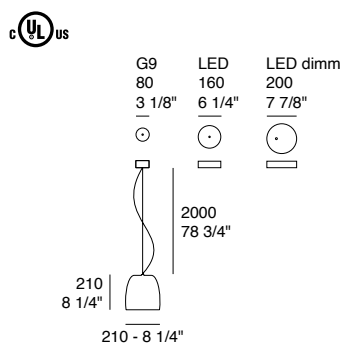
Versione da terra con finitura bianco opalino  
floor version with opal white finish

171

Disponibile anche nelle versioni da tavolo e da terra, la lampada Notte porta una luce generosa in ogni spazio. Disponibile con struttura con finitura bianco opaco e ottone heritage, in abbinamento alla versione a sospensione, crea un ambiente dallo stile coordinato e senza tempo.

Available also in the table and floor versions, Notte brings generous light to any space. Available with structure with matt white and heritage brass finishes, in combination with the pendant version, it creates an environment with a coordinated and timeless style.



**Notte** | Dati tecnici | Technical data

**Notte S1**

Light source options:

1x60W HSGST/F G9 - IP20

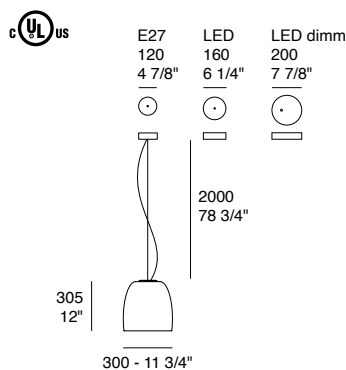

LED 4,8W - 3000K (720lm) - IP20 - Dimmable trailing edge

LED DIMM 4,8W - 3000K (720lm) - IP20 - Dimmable Dali/DSI

SwitchDIM - 1...10V - 0...10V

**Diffuser:** Opal white - Mirror (white interior) - Black (white interior)

Black (Gold leaf interior) - Copper (white interior) - Gold leaf blown glass

**Diffuser**

**Notte S3**

Light source options:

E27 LED - IP20

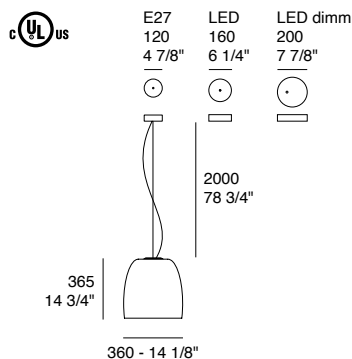

LED 8,5W - 3000K (1044lm) - IP20 - Dimmable trailing edge

LED DIMM 8,5W - 3000K (1044lm) - IP20 - Dimmable Dali/DSI

SwitchDIM - 1...10V - 0...10V

**Diffuser:** Opal white - Mirror (white interior) - Black (white interior)

Black (Gold leaf interior) - Copper (white interior) - Gold leaf blown glass

**Diffuser**

**Notte S5**

Light source options:

E27 LED - IP20


LED 8,5W - 3000K (1044lm) - IP20 - Dimmable trailing edge

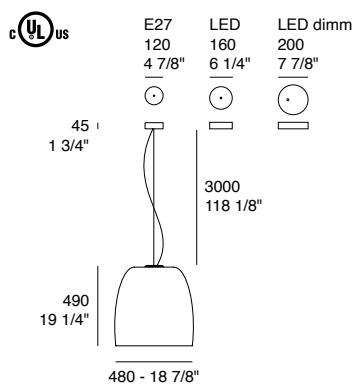
LED DIMM 8,5W - 3000K (1044lm) - IP20 - Dimmable Dali/DSI

SwitchDIM - 1...10V - 0...10V

**Diffuser:** Opal white - Mirror (white interior) - Black (white interior)

Black (Gold leaf interior) - Copper (white interior) - Gold leaf blown glass

**Diffuser**




### Notte S7

Light source options:

E27 LED - IP20

LED 14W - 3000K (1417lm) - IP20 - Dimmable trailing edge

LED DIMM 14W - 3000K (1417lm) - IP20 - Dimmable Dali/DSI

SwitchDIM - 1...10V - 0...10V

**Diffuser:** Glossy white - Mirror (white interior) - Black (white interior)

Black (Gold leaf interior) - Copper (white interior) - Gold leaf blown glass

#### Diffuser



Glossy white

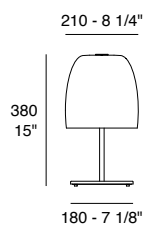
Black

Mirror

Copper

Gold leaf

Black Gold leaf



### Notte T1

LED G9 - IP20

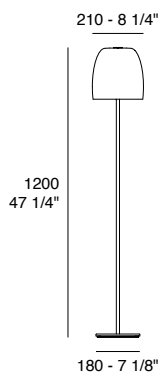
**Structure:** Heritage brass - White metal

**Diffuser:** Opal white

#### Diffuser



Opal white



### Notte F1

LED G9 - IP20

**Structure:** Heritage brass - White metal

**Diffuser:** Opal white

#### Diffuser



Opal white